


# Starting Reception Welcome to Whiteknights Primary School



2023-2024

Mrs  
Reynolds  
Inclusion  
Assistant  
Headteacher



Mr Walker  
Headteacher



## Whiteknights Staff

Ms  
Collard  
Home School  
Link Worker/  
Mental Health  
Lead



Mrs O'Leary  
EYFS  
Assistant  
Headteacher



# Mr Walker


## What is special about Whiteknights?

### *Welcome to Whiteknights Primary School*

Welcome to Whiteknights Primary School. Every class at Whiteknights is named after a gem and our Reception classes are called 'Crystal' and 'Pearl'. Beginning a new school is a major event in the life of any child and we want to work with you to prepare your child for this new chapter in their life. We have created this information pack to provide you with some key information to help you and your child prepare for joining our school.



Francois Walker, Headteacher



# Mrs Reynolds & Ms Collard

## Attendance and her SENDCo role

### Inclusion Team

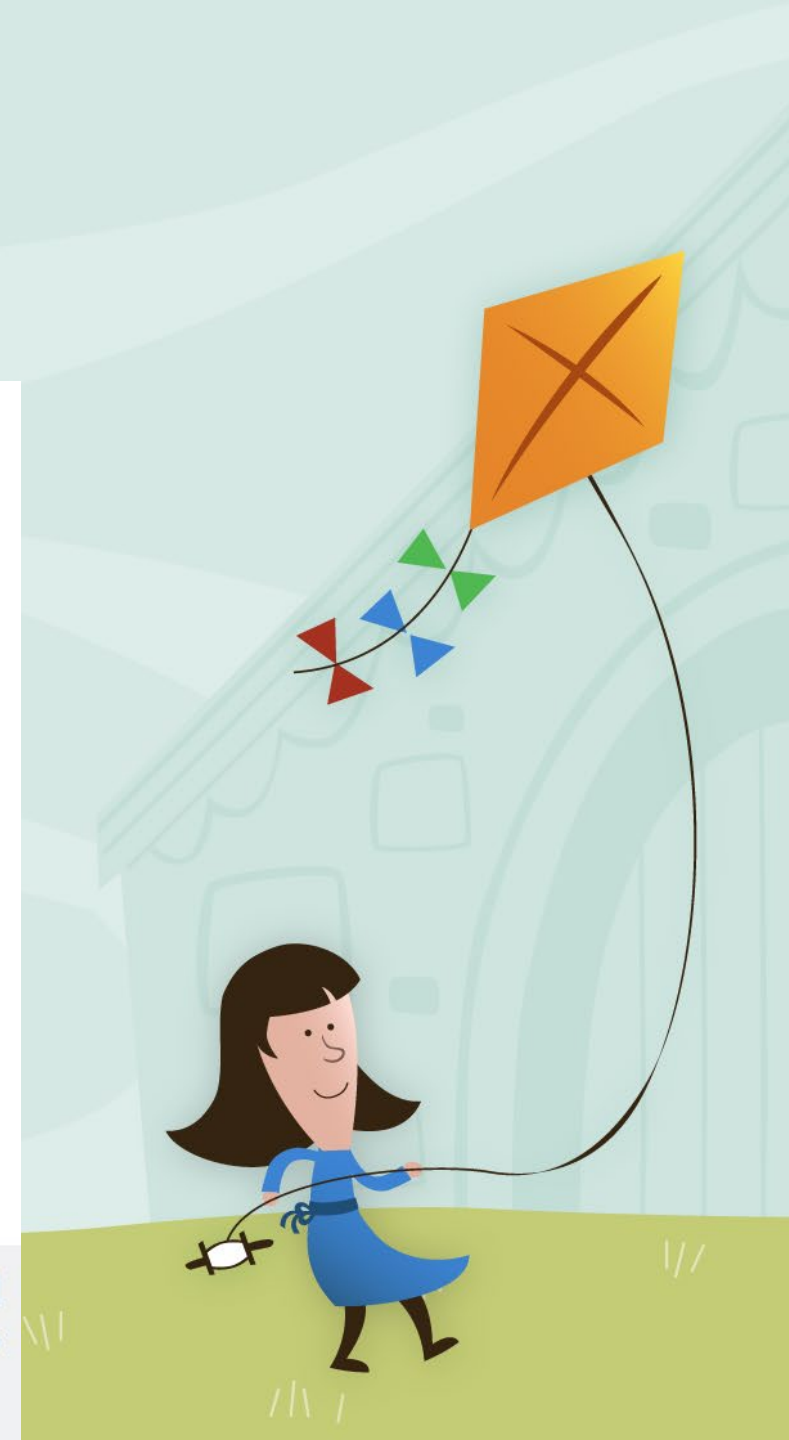


**Mrs Bridget Reynolds**  
*Team Leader, Inclusion /  
Assistant Head / SENCO*



**Ms Claire Collard**  
*Home School Link Worker /  
Mental Health Lead*

For any SEN and Inclusion matters, Mrs Reynolds will be your first point of contact. If you would like to meet with the teacher or any of the Inclusion members of staff to discuss your child's needs, please contact the school office.



# Meet the Team

---

## Reception Teaching and Support Staff



**Mrs Kirstie O'Leary**  
*EYFS Lead*  
*Class Teacher: Pearl Class*



**Mrs Gemma May**  
*Class Teacher: Pearl Class*



**Mrs Gemma Gibby**  
*Class Teacher: Crystal Class*



**Mrs Lisa Tanner**  
*Higher Level Teaching*  
*Assistant (HTLA):*  
*Pearl Class*



**Mrs Sunitha Nunna**  
*Teaching Assistant:*  
*Pearl Class*



**Mrs Claire Dyson**  
*Teaching Assistant:*  
*Crystal Class*



**Mrs Hayfaa Dabbousi**  
*Teaching Assistant:*  
*Crystal Class*



"It is not what you do for your children, but what you have taught them to do for themselves that will make them successful human beings."

Ann Landers



## Independence

The following are the things that we expect a Reception child to be able to do before they start school:

Please use this as a checklist to work through during the Summer holidays.

- Use the toilet independently
- Put their coat on- zip and buttons too;
- Get themselves dressed and undressed;
- Put their shoes on;
- Use cutlery to feed themselves;
- Ask for help when needed





We expect all pupils to follow the 'Golden Rules'.  
Familiarise yourself and your child with these rules.  
We always use the same 6 phrases with children to explain the expectations.



1. We are gentle.



2. We are kind and helpful.



3. We listen.



4. We are honest.



5. We work hard.



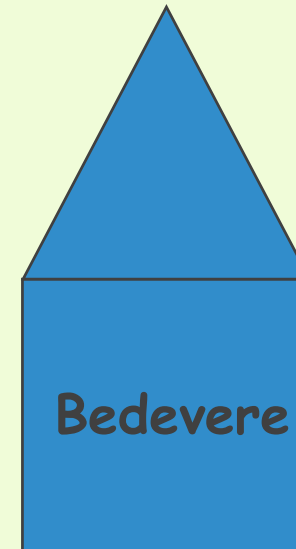



6. We look after property.



# House Teams

- In September, you will find out which house your child will be in.
  - If they have siblings, they will be in the same house as them.
- House points are given for: exceptional work, outstanding behaviour, impeccable manners, a constant growth mindset, etc

I got a house point for being helpful.



I got a house point for my positive attitude.





# What can you do as parents?

- Support their independence;
- Read emails and action them asap;
- Join us for SPLATs and workshops
- Follow the golden rules at home too;
- Read to your child;
- Support your child with their home learning.

15 minutes each day



5,475 minutes



91+ hours

1 minute each day



365 minutes



6 hours



# What will my day at school be like?

Timing	Learning activity	
8:40-8:50	Fine Motor Skills - Morning Activity	
8:50-9:00	Morning Registration	
9:00-10:00	Literacy following the Read, Write Inc programme Timings will gradually increase to 1hr over a series of weeks	
10:00-10:45	Child Initiated Play/Snack Time	
10:45-11:45	Maths	
11:45-12	Circle Time (PSED) 	
12:00-1:00	Lunchtime	
1:00-1:10	Afternoon Registration	
1:10-2:45	Topic activities/Child Initiated Play/Tidy up	
2:45	Story time	
3:20	Home time	

# Learning through play

- Play underpins the Early Years Foundation Stage Curriculum (EYFS). It also underpins learning and all aspects of children's development.
- Through play, children develop language skills, their emotions and creativity, social and intellectual skills.
- For most children their play is natural and spontaneous, although some children may need extra help from adults.
- Play takes place indoors and outdoors and it is in these different environments that children explore and discover their immediate world. It is here they practise new ideas and skills, they take risks, show imagination and solve problems on their own or with others.



The EYFS curriculum is on the next page.

**“Play is often talked about as if it were a relief from serious learning. But, for children, play *is* serious learning. Play is really the work of childhood.”**

—Fred Rogers

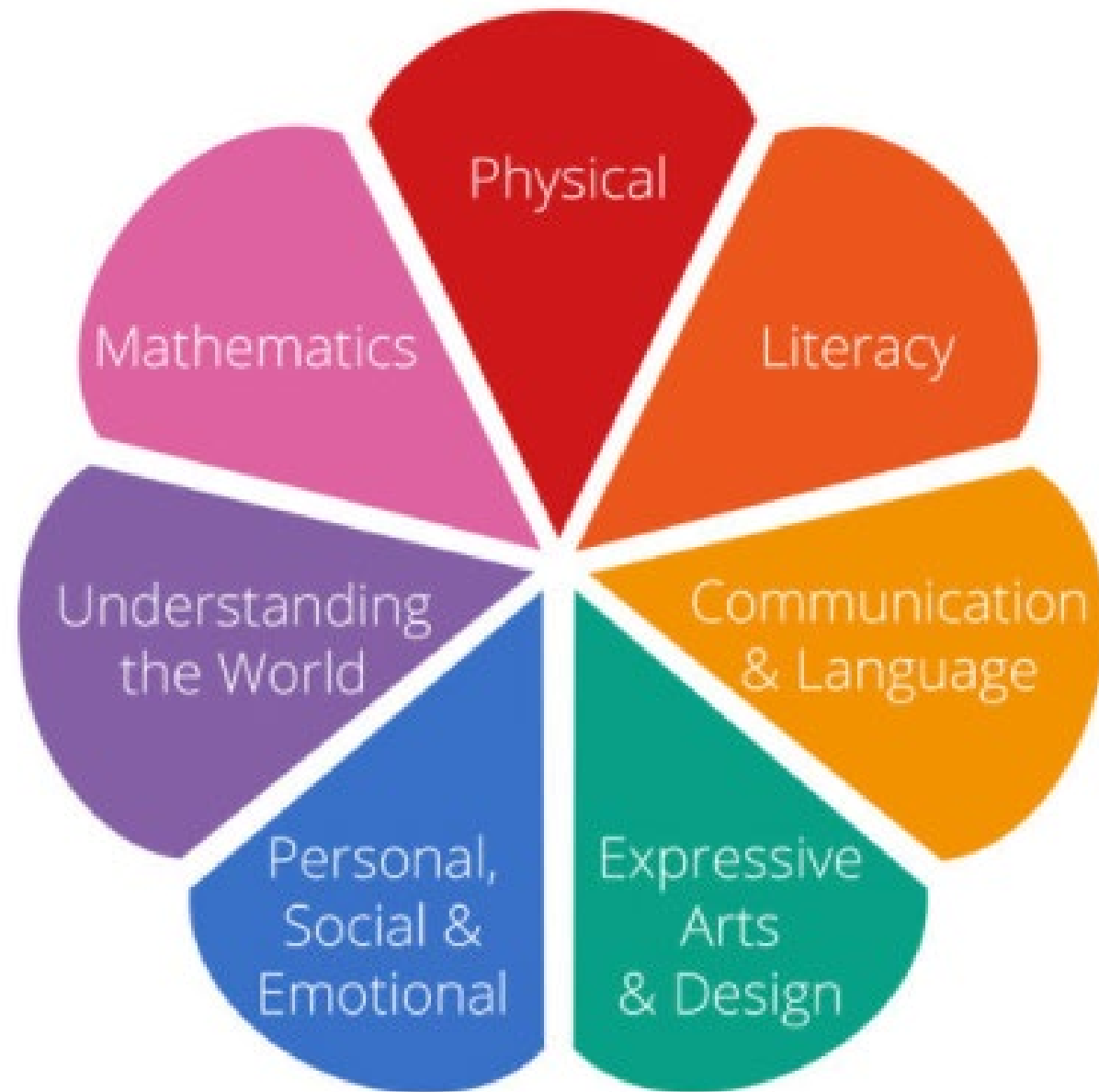


# The EYFS statutory framework

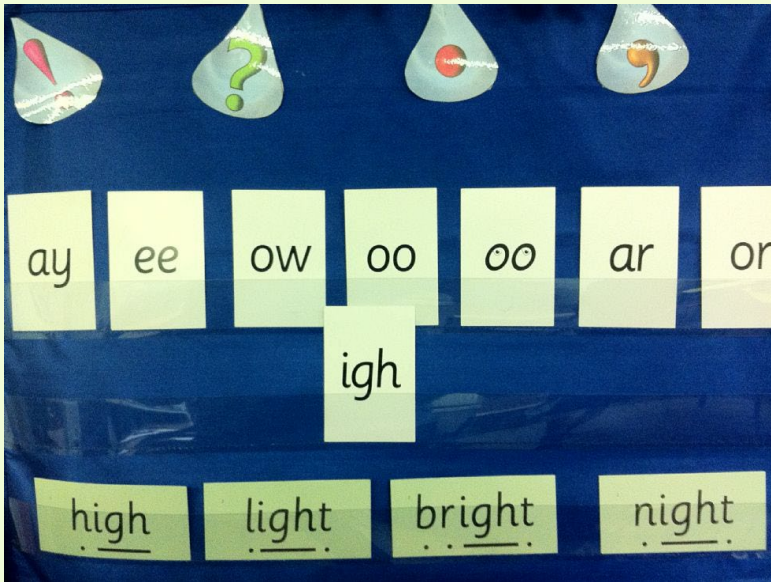
The EYFS framework is the statutory curriculum that we must follow in Reception. There are seven areas of learning that shape the Early Years curriculum (see diagram).

Communication & Language, Personal, Social and Emotion development and Physical development are prime areas of the curriculum as they underpin learning. .

Literacy, Mathematics, Understand the World and Expressive Arts & Design are specific areas of the curriculum.



# Read Write Inc.




Follow the link below so you have a better understanding of how your child will learn to read. [www.ruthmiskin.com/parents/](http://www.ruthmiskin.com/parents/)





# Maths



- We use a mastery approach in maths.
- We will teach one number over three weeks, so the children have a deep understanding of the number system.
- We use Numberblocks alongside our teaching and use numicon to understand numbers 0-10. During the year, there will be a Maths Workshop for parents.



Watch the video to understand how numicon supports maths: <https://www.youtube.com/watch?v=yYgwM5Z1tMo>



# How do I know what my child is learning about so I can continue learning at home?

## What we are going to learn:

to join in the 'Superman' dance.

to write words of Superhero sounds.

to name a variety of vegetables.

to paint a picture of a superveg.

to chop vegetables to make soup.

to know water melts and freezes.

to make a superhero.

to undress for PE.

LO: I can explore superhero powers

**Key Author**  
**Sue Hendra**



**Key reading**



## Vocabulary

Temperature

Vegetable

Melt

freeze

chop

soup

power

## Key facts

- A vegetable is a plant that you eat.
- All vegetables are different colour and shape.
- Water freezes when the temperature is very cold.
- Water melts when the temperature is hot.

Every new topic the teacher will publish a knowledge organiser into the weekly newsletter.

The information will tell you what your child will be learning at school.

The book they will be reading and the vocabulary they will be exploring.

Please read it weekly, as learning truly embeds when it is explored both at school and at home.




# Reception Baseline Assessment

The Reception Baseline Assessment (RBA) is statutory assessment this academic year. It is a short, task-based assessment of your child's early literacy, communication, language and mathematics skills when they begin school. There is no pass mark or score and your child should not realise they're doing an assessment.

The purpose of the assessment is to give each school a starting point so progress over time can be measured. It also allows the school to identify children that need extra support early on in the school year.

Your child will not know they are doing an assessment and you do not need to prepare in any way.





# Communication

- Talk to your child's teacher - little things can become big things;
- Record comments/concerns in their reading record;
- Read the school newsletters sent via email every Friday;
- Keep the office up to date with contact information as this will keep your child safe.





## What does my child need each day?

Every day your child needs to:

- Be in the correct school uniform;
- Bring a book bag (where they will keep their reading folders and home school book);
- Bring a water bottle (water only – no juice);
- A healthy packed lunch or school lunch;
- Spare underwear in case they have an accident. Their PE kit will be used as spare clothes so please ensure this is in school daily.



# *The First Few Days of School*



**Friday, 1<sup>st</sup> September**

**INSET day** - school closed to ALL pupils



**Monday, 4<sup>th</sup> September**

**First day.** Classroom doors open at 8.40am and all pupils must be in class for 8.50am which is when the register is taken. Reception pupils will stay for lunch, then go home at 1.15pm.



**Tuesday, 5<sup>th</sup> September**

**Second day.** Classroom doors open at 8.40am and all pupils must be in class for 8.50am which is when the register is taken. Reception pupils will stay for lunch, then go home at 1.15pm.



**Wednesday, 6<sup>th</sup> September and onwards**

**Reception pupils now stay until 3.20pm.**



**Friday, 8<sup>th</sup> September**

**Parents are invited in for a 'Welcome Tea and Coffee'.** Tea and Coffee in Hall from 2.15pm to 3pm.





# What does my child need to wear?

## Uniform - Your child needs to wear:

- Grey trousers or shorts, skirt or pinafore;
- White polo shirt;
- A school jumper or cardigan with logo;
- Sensible black shoes with either grey or white socks or tights;
- During the summer term and until October half term, girls can wear a red and white gingham dress and boys may wear shorts.

## P.E. Kit - Your child needs to wear the following for P.E:

- Black shorts;
- A white school P.E. shirt with logo;
- Black plimsolls. These should be kept in a drawstring bag on their peg.

We aim to go outside in all types of weather. Please ensure your child is prepared for this e.g. sun cream, coat and hat.

Logoed School Uniform must be purchased via [Brigade www.brigade.uk.com](http://www.brigade.uk.com) or our via our Pre-loved Uniform shop, [Uniformd www.uniformd.co.uk/whiteknights-primary](http://www.uniformd.co.uk/whiteknights-primary).


Please note that the deadline for ordering from Brigade is 22nd July 2023.

Other uniform items can be purchased from your chosen supermarket or department store. Every item of clothing **MUST** be named. It is far easier to return items to children if their name is clearly labelled on their clothes, shoes and bags.



If you have any questions, email through to the admin team at [admin@whiteknights.wokingham.sch.uk](mailto:admin@whiteknights.wokingham.sch.uk)

Please ensure you have completed the new parent forms:  
<https://www.whiteknights.wokingham.sch.uk/school-life/new-parent-info/>



# Stay, plan and learn altogether 3:30-4:30

## Welcome!

### The aims of the session are:

- to play alongside your child
- talk to your child about what they are playing with
- meet other children and parents
- become familiar with the classrooms/resources and staff.



A few reminders to ensure you make the most of your session today.

- Support your child to look after the resources
- Ensure your child is being kind and sharing resources
- **Do NOT** use your mobile phone during the session to answer calls or take photos.
- Prepare your child before it is time to leave. The session finishes at 4:30 but you may leave earlier if you would like.
- Adults **CANNOT** go into the classroom toilets with children. If you need to support your child, we will ask you to use the disabled toilet by the reception area. This would be the same for younger siblings.

